

BARN PLAN

START A CONVERSATION BASED ON THIS PLAN

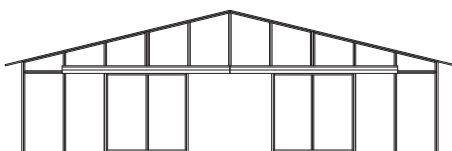
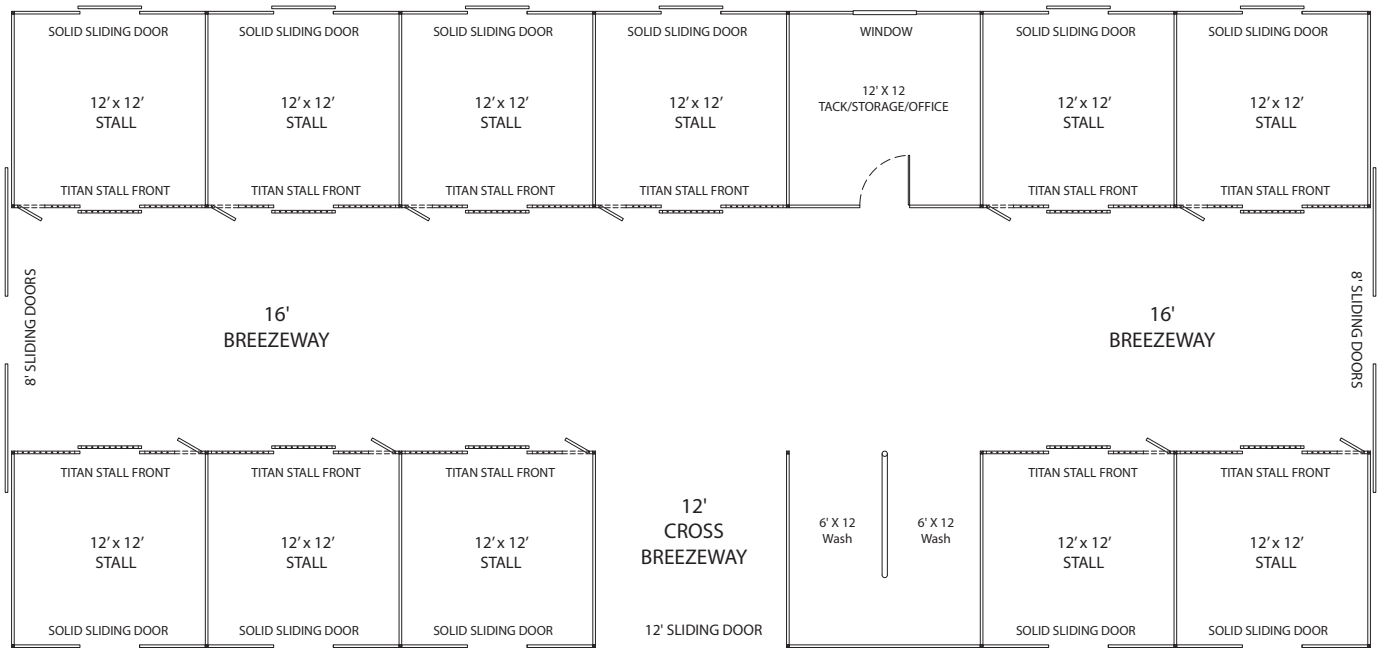
FCP-G-140B



BARN & BUILDINGS

Creative Steel Solutions

FCP-G-140B 16' and 12' Single Cross Breezeway - 13 Stall Gable Barn



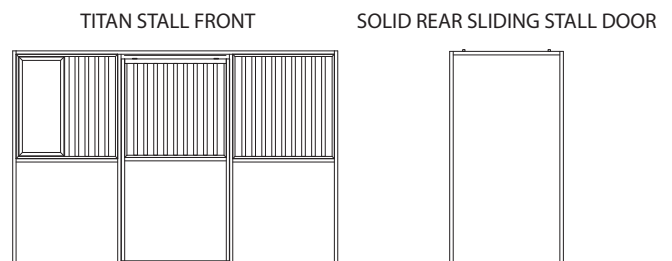
16' Breezeway Gable Barn Elevation
(Shown with 8' Sliding Doors Half Open)



Side Elevation Showing 12' Side Breezeway Door Half Open
(Shown with 4' Rear Doors Half Open)

DETAILS

- 11 - 12'x12' Stalls (12'x8' or 12'x16' Sizes Also Available)
- 1 - 12'x12' Tack, Storage, or Office with Steel Man Door and 4'x4' Window
- 2 - 6'x12' Wash Bays
- 16' Gable Style Breezeway with Two 8' Sliding Doors
- 12' Single Cross Breezeway
- Titan Stall Front with Feed Door (Other Options Available)
- Solid Rear Sliding Stall Doors
- 3/12 to 6/12 Metal Roof Pitch
- 9' Eave Height and 18" Soffits
- Painted Steel Sided Walls (Other Options Available)
- Kick/Chew Proof and Fire Resistant
- Optional 12' or 16' Gable Porch Overhang Also Available



Standard Materials & Colors - See <https://fcpbarns.com/barn-design-options/color-options/>

Consult your FCP Sales Rep for custom options including converting a stall unit into a tack, storage room, wash or open bay, window and door options, cupolas, porch overhangs, colors, and material options including wood T1-11, tongue and groove, and many more options. **Visit [FCPbarns.com](https://fcpbarns.com) to learn more.**